



# CMSS 2100

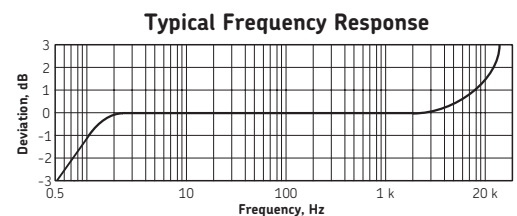
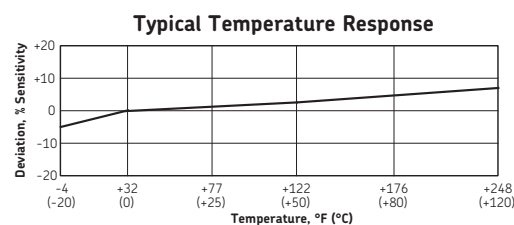
## Standard Industrial Acceleration Sensor ...

... Incorporating the latest in technology to meet demanding CE, EMC, and low noise level requirements.

Using detailed knowledge acquired from many years of supplying high quality sensors to a broad spectrum of industry users, SKF Condition Monitoring offers rugged accelerometers designed for the Pulp and Paper, Petrochemical, Steel, Mining and Construction, Metal Working, and Machine Tool Industries.

### Features

- *For use with the SKF Local Monitoring Unit (LMU's) On-Line Systems, Protection Systems and the ever versatile Portable Data Collection Instruments.*
- *Rugged, economical, and all around general purpose sensor.*
- *Sensitivity, 100 mV/g to optimize use in multiple applications.*
- *Exceptional bias voltage (BV) stability at elevated temperatures.*
- *Designed for exceptional low noise level for low frequencies at elevated temperatures.*
- *Meets stringent CE, EMC requirements.*
- *Smaller profile industrial accelerometers.*
- *Two (2) mounting studs (1/4-28 and M8 x 1.25) provided.*
- *Corrosion resistant and hermetically sealed for installation in high humidity areas.*
- *Reverse polarity wiring protection.*



# CMSS 2100

## Standard Industrial Acceleration Sensor

### Specifications

Specifications conform to ISA-RP-37.2 (1-64) and are typical values referenced at +75°F (+24°C), 24 Vdc supply, 4 mA constant current and 100 Hz.

#### DYNAMIC

- Sensitivity:** 100 mV/g
- Sensitivity Precision:**  $\pm 5\%$  at +77°F (+25°C)
- Acceleration Range:** 80 g Peak
- Amplitude Linearity:**  $\leq 1\%$ , up to full scale
- Frequency Range:**  $\pm 5\%$ ; 3.0 Hz to 5,000 Hz  
 $\pm 10\%$ ; 1.0 Hz to 9,000 Hz  
 $\pm 3$  dB; 0.5 Hz to 14,000 Hz
- Resonance Frequency:** Mounted, nominal 30 kHz
- Transverse Sensitivity:**  $\leq 5\%$  of axial

#### ELECTRICAL

- Power Requirements:**
  - Voltage Source:* +24 Vdc Nominal, +18 Vdc to +30 Vdc
  - Constant Current Diode:* 2 to 10 mA dc, recommended 4 mA
- Electrical Noise:** 2.0 Hz; 20 $\mu$ g/vHz
- Output Impedance:** < 100 Ohms
- Voltage Bias:** 12 Vdc
- Grounding:** Case isolated, internal shielding

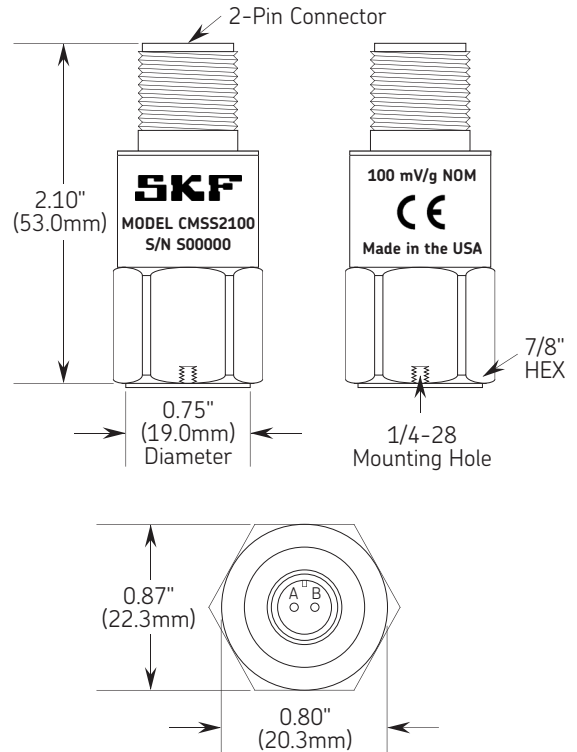
#### ENVIRONMENTAL

- Temperature Range:** -58°F to +248°F (-50°C to +120°C), operating temperature
- Vibration Limits:** 500 g peak
- Shock Limit:** 5,000 g peak
- Electromagnetic Sensitivity, Equivalent g:** 70  $\mu$ g/Gauss
- Sealing:** Hermetic
- Base Strain Sensitivity:** 200  $\mu$ g/microstrain
- CE:** According to the Generic immunity standard for Industrial Environment EN50082-2.
  - Acceptance Criteria:* The generated "false equivalent g level" under the above test conditions should be less than 2 milli g peak to peak.

#### PHYSICAL

- Dimensions:** See drawing
- Weight:**  $\approx 3.17$  oz. (90 gms)
- Case Material:** 316L stainless steel

### Diagrams



- Mounting:** Internal 1/4-28 thread. Mounting studs provided. One (1) 1/4-28 to 1/4-28 English thread and one (1) M8 x 1.25 Metric thread.
- Mounting Torque:** 24 in-lbs (2,9 N-m)
- Connector:**
  - Pin A:* Signal/Power (White Wire)
  - Pin B:* Common (Black Wire)
- Mating Connector:** CMSS 3106F-10SL-4S or equivalent
- Recommended Cable:** Two conductor shielded, teflon jacket, 30 pF/ft (100 pF/m)

### Ordering Information

- CMSS 2100** General Purpose Industrial Standard Acceleration Sensor with top exit C5015 two (2) pin connector.
- 1/4-28 and M8 mounting studs provided.
- Calibration sensitivity is provided on each accelerometer package with nominal sensitivity etched on each unit.



### SKF Reliability Systems

5271 Viewridge Court • San Diego, California 92123 USA  
Telephone: +1 858-496-3400 • FAX: +1 858-496-3531

**Web Site:** [www.skf.com/reliability](http://www.skf.com/reliability)

Although care has been taken to assure the accuracy of the data compiled in this publication, SKF does not assume any liability for errors or omissions. SKF reserves the right to alter any part of this publication without prior notice.

- SKF is a registered trademark of SKF.
- All other trademarks are the property of their respective owners.

CM2205 (Revised 10-04) • Copyright © 2004 by SKF Reliability Systems. ALL RIGHTS RESERVED.

